

Instruction Manual

HDMI Version 1.4 and passes DTS,
Dolby, 3D CAT5/6 RECEIVER



Model : SB-6335R

CONFORMANCE TEST REPORT

FOR EN 61000-6-1 / EN 61000-6-3

CE Report Number : 09-07-MAS-282-18-R

FOR FCC 47 CFR / Part 15 Subpart B

FC Report Number : 09-07-MAS-282-19-R

Model Number : SB-6335R

Comment Number :

SB-6215, SB-6215R, SB-6215RE, SB-6220R
SB-6220RE, SB-6240R, SB-6240RE, SB-6335
SB-6335R, SB-6320, SB-6320R

Safety Notice!

To prevent damage to your television equipment use only the supplied AC Adaptor and make the power connections to your television.

Input : HDMI (digital Video-Audio)

Output: press HDMI signal via CAT5/6 Cable

Power Input : +DC12V, 1250~2000mA



RoHS
2002/95/EC

HDMI CAT5/6 EXTENDER Series

Thank you for purchasing the SB-6335R HDMI CAT5/6 extender. You will find this unit easy to install and highly reliable but it is essential that you read this manual thoroughly before attempting to use converter.

Introduction

Congratulations on your purchase of one of the most innovative HDMI over CAT5/6 Receivers on the market today. The extender can transmit the HDMI signal between the transmitter and the receiver via CAT5/6 cable for 100M length. This product provides higher full HD resolution 480i/p, 720p, 1080i/p sw I/O quality that is identical to the source quality HD signals.

Before you make any connections


Make sure the DVD and the Extender are connected to the Receiver and HDTV display and the audio is functioning according to their respective operation manuals before connecting them. Always connect the HDMI display one at a time and make sure each works just as it did before it was connected.

Supplied Accessories

Check that you have the following components in your converter pack:

- (1) 1 X Instruction Manual
- (2) 1 X SB-6335R Converter Console
- (3) 1 X AC Adaptor: 12VDC, @1250~200 mA

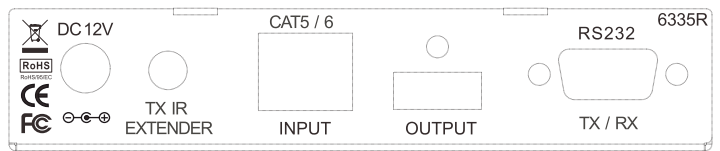
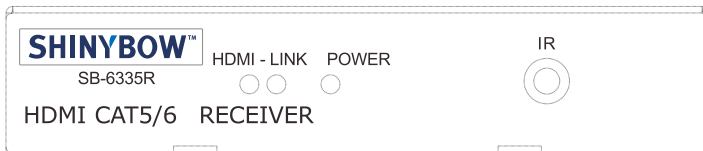
AC/DC Adaptor Types: CE/UL/SA/SBS



Safeguards and Precautions

- A. Keep this unit away from fire, extremely hot areas, water or moisture of any kind.
- B. Do not place this unit on any support that is not firm, level and strong.
- C. Do not service this unit yourself. Opening the unit's housing will void the warranty.
- D. Servicing must be by Shinybow or by an authorized technician.
- E. Illegal duplication of copyrighted material is strictly prohibited by Federal Law.

Typical Hookup and Operation



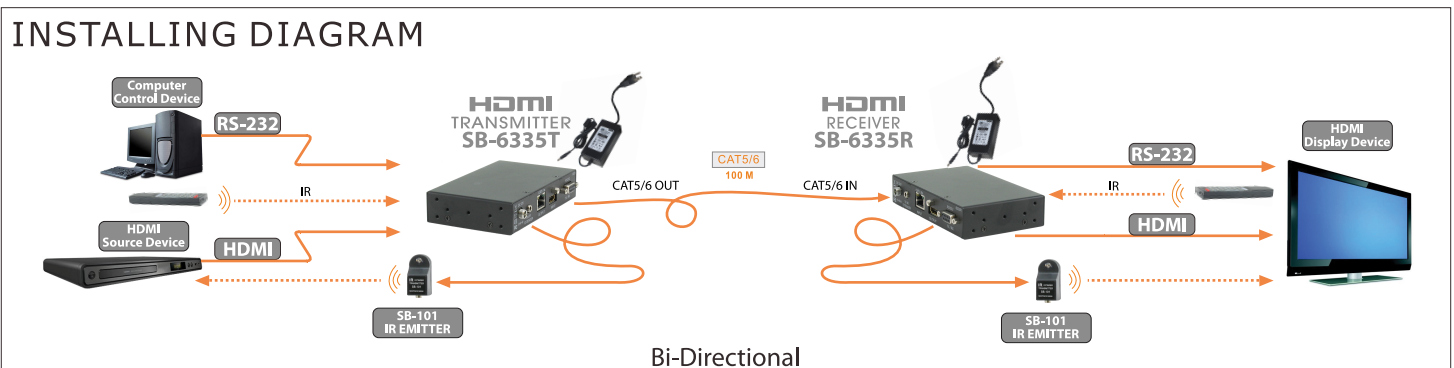
FEATURES:

- 1. HDMI CAT5/6 Extender over one category cable for long distance.
- 2. HDMI digital Video/Audio and Video TMDS format with HDCP compliant
- 3. Support link via using the CAT5, CAT5e, CAT6 and CAT6e UTP cable
- 4. Support link speeds of up to 3.4 Gbps
- 5. Support Digital RGB 36bits HDMI TMDS format
- 6. Extension with high quality video 1920x1200
- 7. Support HD High Definition full range resolution 480p, 720p, 1080i/1080p
- 8. Long distance 100M between Transmitter and Receiver
- 9. Easy wall mountable and easy to install without any adjustment
- 10. Power support DC input with low power consumption (Full load 350mA)
- 11. Power supply using universal power switch DC 12V/1250mA~2000mA

SPECIFICATIONS:

- 1. Type of Extender: HDMI signal over CAT5/6 Cable Receiver
- 2. Input Signals: HDMI with Digital Video(TMDS)/Audio 0.5~1.0vPP, DDC 5Vpp
- 3. Signal Supports: HDMI Standard, DVI and HDCP Compliant
- 4. Video Support: HDMI and DVI TMDS format for 1920x1200 resolution up to 3.4 Gbps Digital RGB 36bits HDMI TMDS format deep color
- 5. Audio Supports: Stereo Audio
- 6. Support HD resolution: 480p, 720p, 1080i/1080p
- 7. Scan Rate Accepted: HDMI Resolution 50Hz & 60Hz
- 8. Control Link Series: Up to 100M between transmitter and receiver
- 9. Safety Approvals: CE, FCC, VCCI & RoHS(2002/95/EC)
- 10. Dimensions (LWH): 5.12" x 3.15" x 1" (130mm x 80mm x 26mm)
- 11. Shipping Weight: 1.1 kgs / 2.42 lbs
- 12. Power Supply: Universal switchpower supply + 12VDC / 1250mA~2000mA

INSTALLING DIAGRAM



Bi-Directional

Instruction Manual

HDMI Version 1.4 and passes DTS,
Dolby, 3D CAT5/6 TRANSMITTER



Model : SB-6335T

CONFORMANCE TEST REPORT

FOR **EN 61000-6-1 / EN 61000-6-3**

CE Report Number : 09-07-MAS-282-18-R

FOR **FCC 47 CFR / Part 15 Subpart B**

FC Report Number : 09-07-MAS-282-19-R

Model Number : SB-6335T

Comment Number :

SB-6215, SB-6215R, SB-6215RE, SB-6220R
SB-6220RE, SB-6240R, SB-6240RE, SB-6335
SB-6335R, SB-6320, SB-6320R

Safety Notice!

To prevent damage to your television equipment use only the supplied AC Adaptor and make the power connections to your television.

Input : HDMI (digital Video-Audio)

Output: press HDMI signal via CAT5/6 Cable

Power Input : +DC12V, 1250~2000mA



HDMI CAT5/6 EXTENDER Series

Thank you for purchasing the SB-6335T HDMI CAT5/6 extender. You will find this unit easy to install and highly reliable but it is essential that you read this manual thoroughly before attempting to use converter.

Introduction

Congratulations on your purchase of one of the most innovative HDMI over CAT5/6 Transmitters on the market today. The extender can transmit the HDMI signal between the transmitter and the receiver via CAT5/6 cable for 100M length. This product provides higher full HD resolution 480i/p, 720p, 1080i/p sw I/O quality that is identical to the source quality HD signals.

Before you make any connections


Make sure the DVD and the Extender are connected to the Transmitter and HDTV display and the audio is functioning according to their respective operation manuals before connecting them. Always connect the HDMI display one at a time and make sure each works just as it did before it was connected.

Supplied Accessories

Check that you have the following components in your converter pack:

- (1) 1 X Instruction Manual
- (2) 1 X SB-6335T Converter Console
- (3) 1 X AC Adaptor:12VDC, @1250~200 mA

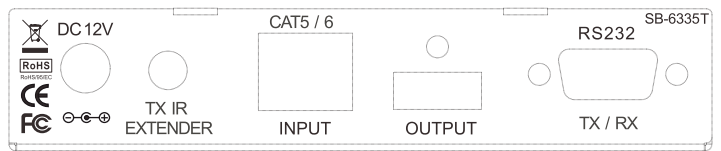
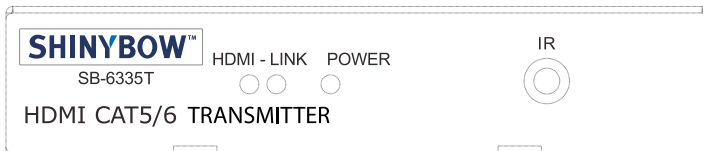
AC/DC Adaptor Types: CE/UL/SAA/BS



Safeguards and Precautions

- A. Keep this unit away from fire, extremely hot areas, water or moisture of any kind.
- B. Do not place this unit on any support that is not firm, level and strong.
- C. Do not service this unit yourself. Opening the unit's housing will void the warranty.
- D. Servicing must be by Shinybow or by an authorized technician.
- E. Illegal duplication of copyrighted material is strictly prohibited by Federal Law.

Typical Hookup and Operation



FEATURES:

- 1. HDMI CAT5/6 Extender over one category cable for long distance.
- 2. HDMI digital Video/Audio and Video TMDS format with HDCP compliant
- 3. Support link via using the CAT5, CAT5e, CAT6 and CAT6e UTP cable
- 4. Support link speeds of up to 3.4 Gbps
- 5. Support Digital RGB 36bits HDMI TMDS format
- 6. Extension with high quality video 1920x1200

- 7. Support HD High Definition full range resolution 480p, 720p, 1080i/1080p
- 8. Long distance 100M between Transmitter and Receiver
- 9. Easy wall mountable and easy to install without any adjustment
- 10. Power support DC input with low power consumption (Full load 350mA)
- 11. Power supply using universal power switch DC 12V/1250mA-2000mA

SPECIFICATIONS:

- 1. Type of Extender: HDMI signal over CAT5/6 Cable Transmitter
- 2. Input Signals: HDMI with Digital Video(TMDS)/Audio
0.5~1.0vPP, DDC 5Vpp
- 3. Signal Supports: HDMI Standard, DVI and HDCP Compliant
- 4. Video Support: HDMI and DVI TMDS format for 1920x1200 resolution up to 3.4 Gbps Digital RGB 36bits HDMI TMDS format deep color
- 5. Audio Supports: DTS-HD Master Audio, Dolby True-HD & Dolby Digital Plus
- 6. Preview Output: 1 x HDMI port preview output (SB-6335T)
- 7. Support HD Resolution: 480p, 720p, 1080i/1080p

- 8. Scan Rate Accepted: HDMI Resolution 50Hz & 60Hz
- 9. Control Link Series: IR Extend and RS232 series interface via a PC (SB-6335T)
- 10. IR Infrared Frequency: 38Khz
- 11. Extend Distance: Up to 100M
- 12. Safety Approvals: CE, FCC, VCCI & RoHS (2002/95/EC)
- 13. Dimensions (LWH): 5.12" x 3.15" x 1" (130mm x 80mm x 26mm)
- 14. Shipping Weight: 1.1 kgs / 2.42 lbs
- 15. Power Supply: Universal switchpower supply + 12VDC / 1250mA-2000mA

INSTALLING DIAGRAM

